

Table of Contents

| | | |
|-----------|--|----|
| Chapter 1 | Software License Agreement | 1 |
| Chapter 2 | User Support | 3 |
| Chapter 3 | TraceMan Introduction..... | 5 |
| 1. | Main Features | 5 |
| 2. | Changes In New Version..... | 6 |
| 3. | Image File Management | 8 |
| 4. | File Extensions | 8 |
| 5. | Import And Export Format | 8 |
| Chapter 4 | Setup Guide | 9 |
| 1. | Before Installation | 9 |
| 2. | Package Verification..... | 9 |
| 3. | System Requirements | 10 |
| 4. | Dongle Installation..... | 11 |
| 5. | Software Installation | 14 |
| 6. | Monitor Setup | 20 |
| 7. | Memory Setup MacOS | 23 |
| | ASPI Installation Windows | 25 |
| Chapter 5 | Quick Guide..... | 27 |















Chapter 6 Command References 37




Chapter 6-1 Menus And Palettes List..... 38

| | |
|-----------------------------------|----|
| Windows & Floating Palettes | 38 |
| A. Tool Palette | 38 |
| B. Scanner Palette | 39 |
| C. Prescan Palette | 40 |
| D. Color Chart Palette | 40 |
| E. Color Locator | 40 |
| F. Image Window..... | 41 |
| Menu Bar Commands | 42 |
| Menu Bar | 42 |
| A. File | 42 |
| B. Edit..... | 44 |
| C. Scan | 45 |
| D. Trace | 46 |
| E. Image..... | 47 |
| F. Palette | 48 |
| G. View..... | 48 |

Chapter 6-2 Floating Palettes 49

Tools Palette..... 49

| | |
|--|----|
| 1. Layer Switch Button  | 50 |
| 2. Rectangle Selection Tool  | 52 |
| 3. Lasso Tool   | 52 |
| 4. Pencil Tool   | 53 |
| 5. Eraser Tool   | 53 |
| 6. Eyedropper Tool   | 54 |
| 7. Hand Tool   | 54 |
| 8. Zoom Tool   | 55 |

| | |
|--|--------|
| 9. Line Tool \  | 55 |
| 10. Curve Tool  J | 56 |
| 11. Foreground Color  | 57 |
| Scan Palette | 58 |
| Prescan Palette | 62 |
| 1. Rotate Button (Left)..... | 62 |
| 2. Rotate Button (Right) | 62 |
| 3. Starting Point | 62 |
| 4. Preview Area | 63 |
| 5. Top Indicator..... | 63 |
| Color Chart Palette..... | 64 |
| 1. Chart Page | 64 |
| 2. Load Button..... | 64 |
| 3. Color Box | 64 |
| Color Locator..... | 65 |
| 1. Enlarged View Area..... | 65 |
| 2. RGB | 65 |
| 3. Coordinates..... | 66 |
| 4. Magnification Change Menu | 66 |

| | |
|--|---------------|
| Chapter 6-3 Menu Bar Commands | 67 |
| File Menu | 67 |
| New... .. | 67 |
| New Scene Folder..... | 68 |
| Scene Folder Setup (Basic Setup)..... | 68 |
| Scene Folder Setup (Layer Setup)..... | 71 |
| Open... .. | 72 |
| Close | 73 |
| Save | 73 |
| Save As... .. | 74 |
| Revert..... | 74 |
| Batch... .. | 74 |
| Folder Batch..... | 75 |
| Animation Check... .. | 75 |
| Page Setup... .. | 76 |
| Print..... | 76 |
| Quit..... | 76 |
| Edit Menu | 77 |
| Undo..... | 77 |
| Cut..... | 77 |
| Copy..... | 77 |
| Paste | 77 |
| Clear..... | 78 |
| Select All | 78 |
| Deselect | 78 |
| Reverse Selection | 78 |
| Preferences... .. | 79 |
| Scan Menu | 84 |

| | |
|--|---------|
| Prescan | 84 |
| Scan | 84 |
| Auto Scan..... | 85 |
| Select TWAIN_32 Compatible Machine... Windows | 88 |
| TWAIN_32... Windows | 88 |
| Scanner Setup... .. | 89 |
| Trace Menu | 92 |
| Mono Trace | 92 |
| Mono Trace Setup..... | 92 |
| Scan & Mono Trace..... | 92 |
| Gray Trace | 92 |
| Gray Trace Setup... .. | 92 |
| Scan & Gray Trace..... | 92 |
| Image Menu | 93 |
| Image size..... | 93 |
| Sharpen..... | 94 |
| Smooth..... | 94 |
| Contrast/Brightness..... | 94 |
| Tone Curve..... | 96 |
| Auto Contrast | 100 |
| Invert | 100 |
| Rotate..... | 100 |
| Mirror..... | 100 |
| Palette Menu | 101 |
| Show/Hide Tool Palette | 101 |
| Show/Hide Scanner Palette | 101 |
| Show/Hide Prescan Palette | 101 |

| | |
|--|-----|
| Show/Hide Color Chart Palette | 101 |
| Show/Hide Color Locator Palette | 101 |
| View Menu..... | 102 |
| Zoom In | 102 |
| Zoom Out | 102 |
| Normal Size..... | 102 |
| To Gray Layer/To RGB Layer | 102 |
| Window Select | 102 |
| Help Menu | 103 |
| About Windows | 103 |
| Apple Menu MacOS | 104 |
| About TraceMan... MacOS | 104 |
| Chapter 6-4 Commands & Tools | 105 |
| About Batch..... | 105 |
| Batch Operation | 105 |
| Folder Batch Operation | 111 |
| About Creating A New Scene Folder..... | 118 |
| About Auto Scan | 125 |
| ADF Auto Scan..... | 135 |
| ADF Limitations..... | 135 |
| ADF Auto Scan Sample | 137 |
| Scanner Palette & Operations..... | 144 |
| HP ScanJet Series | 145 |
| SHARP JX-610 MacOS | 150 |
| SHARP JX-3xxM MacOS | 156 |

| | |
|---|---------|
| SEIKO CS Series MacOS | 162 |
| FUJI FILM HC-1000 MacOS | 168 |
| About Trace Settings | 172 |
| Difference Between Mono Trace And Gray Trace..... | 172 |
| Mono Trace Setup dialogue | 174 |
| Gray Trace Setup Dialogue | 180 |
| Notes About Trace Settings..... | 183 |
| Chapter 7 Technical Information..... | 185 |
| About TraceMan Layer Structure | 185 |
| About Display Device Color | 187 |
| Exchanging Data With Other Software | 188 |
| Compatibility With Other Software | 191 |
| Compatibility Of Gray-Traced Image (PaintMan) | 191 |
| Making A Selection | 192 |
| About A Selection | 192 |
| Cut & Paste A Selection | 195 |
| Make A Selection..... | 196 |
| 100Frame & Standard Resolution | 198 |
| Scene Folder System | 199 |
| Scene Folder..... | 200 |
| 1. Cel Folder..... | 201 |
| 2. Sub-cel Folder..... | 202 |
| 3. Image Files..... | 203 |
| 4. X-sheet Files (Extension *.tsf)..... | 203 |
| 5. Management Files (Extension *.mng) | 204 |
| 6. File Management By Folders | 204 |
| 7. Scene Folder Name Format..... | 205 |
| 8. RETAS! PRO File Numbering | 206 |

| | |
|---|---------|
| Directory Arrangement | 209 |
| Exchanging Data Between Different Platforms | 218 |
| File Names | 218 |
| About Extensions | 218 |
| Chapter 8 Troubleshooting | 219 |
| Before Contacting Support | 219 |
| Chapter 9 Appendix..... | 227 |
| File Extensions List | 227 |
| Field-to-Pixel Sample Chart | 228 |
