

Important! Your use of the software contained on this CD is governed by a software license. By using the software you agree to be bound by the software license contained in this document.

## System Requirements

To use the Xpand Xpo you'll need the following:

- A Macintosh computer with at least a 13" color monitor and a minimum 8 Mbytes of RAM. If you have an 8 megabyte Macintosh you should launch the application version on the CD called "Xpo™ 8Mb Macintosh." If you have a Macintosh with 12 megabytes or more you should launch the application version on the CD called "Xpo™ 12Mb Macintosh" to achieve better performance.
- An internal or external CD-ROM drive
- System 7.1 or greater
- QuickTime 2.0 or greater (QuickTime 2.0 is included on the CD)
- SoundManager 3.0 or greater (SoundManager 3.0 is included on the CD)
- Your Monitor Control Panel must be set to 256 colors (if you launch the Xpand Xpo and your monitor is set to some other configuration, the application will ask for your permission to reset your monitor to 256 colors. When you quit the Xpand Xpo, you'll need to reset your monitor to your original settings).

## Installing QuickTime™ and SoundManager 3.0

The best way to find out whether you need to install these items is to launch the Xpand Xpo. Simply insert the Xpand Xpo CD in your CD drive and double-click on the Xpand Xpo program icon. The application will check for the presence of QuickTime 2.0 or greater and the appropriate Sound Manager software. If the application launches without interruption, you already have the proper software installed on your machine and you can ignore the rest of this section. If you do not have the proper software installed, the application will let you know. To install QuickTime and the Sound Manager Software simply:

- Insert the Xpand Xpo CD into your CD-ROM drive.
- Double-click on the folder named "Xpand Xpo Extras".
- Double-click on the folder name "QuickTime 2.0".
- Drag the QuickTime 2.0 extension onto your unopened System Folder. If you have a Power Macintosh you'll also need to copy the QuickTime 2.0 PowerPlug extension into your Extensions folder (if you don't already have it).
- Double-click on the folder named "Sound Manager 3.0".
- Drag the Sound Manager 3.0 extension and the Sound control panel onto your unopened System Folder.
- They will automatically be placed in their proper locations (QuickTime and SoundManager must reside in your Extensions folder. The Sound control panel must reside in your Control Panels folder).
- Inspect the contents of your Extensions Folder and discard any earlier versions of QuickTime, Sound Manager and the Sound control panel that may still be present.
- Restart your machine.

## Miscellaneous Notes

- The Xpand Xpo does NOT install any, preferences, fonts, extensions or invisible files on your hard disk. Only the datasheets and demonstration software that you collect while using the Xpand Xpo will be placed on your hard disk, and only with your own approval.

- For optimal Xpand Xpo performance we strongly recommend:

1) That you turn off any background applications (e.g. file-sharing, mail-services and other network services) while using the Xpand Xpo. Background applications may slow down the performance of the Xpand Xpo and cause the sound to occasionally "break-up".

2) Quit all other applications before launching the Xpand Xpo (especially on 8 megabyte machines).

3) Turn off virtual memory

4) If you have a Power Macintosh, the Xpand Xpo will run a bit better if you turn Modern Memory management off. The Modern Memory feature may be turned on or off through the Memory control panel on your Power Macintosh.

5) On a Power Macintosh, the Xpand Xpo will run in 680xx emulation mode. Hence, you won't see the performance you would expect from a Power Macintosh native application. Future versions of the Xpand Xpo will be written to support the speed of the Power Macintosh architecture.

- If you are using the Xpand Xpo on a Macintosh Ilvx or a Ilvi, you will most likely encounter performance problems while viewing product movies.

- Many of the data sheets that you'll collect at the Xpand Xpo contain pictures and graphics and may take quite a while to print on your Laser Printer (but not as long as it would take for you to receive a data sheet in the mail!). For best results please make certain that you have selected Color/Gray Scale printing in the Print Option settings dialog box.

### Incompatibilities

- There are known incompatibilities with the following applications and extensions:

- Directory Assistance from The Norton Utilities: application may crash when saving your show bag to hard disk. Solution: Remove Directory Assistance from your Extensions Folder.

- FileSaver from The Norton Utilities: application may crash when saving your show bag to hard disk. Solution: Remove FileSaver from your Extensions Folder.

- Disk Doubler™ Finder Menu: application may crash when saving your show bag to hard disk. Solution: Remove Disk Doubler™ Finder Menu from your Extensions Folder

### Corrections

- At the Regi, Scanview/USA Direct and Letraset Phototone workstations, there is a demonstration software diskette icon but there is no demonstration software to download.

- At the B&E booth, there is NO demonstration diskette icon visible. You can, however, have a demonstration version of Ragtime by dragging the Ragtime Product Datasheet into your carry bag or you can also find it on the root level of the CD in the Ragtime Demo folder.

- At the Compose-Tel booth, their product "Note-It", is mistakenly referred to as "Vote-It" on the workstation banner. We sincerely apologize to Compose-Tel and their customers for this oversight.

### Xpand Xpo™ CD-ROM License Agreement

BY USING THE SOFTWARE ON THE XPAND XPO CD-ROM YOU ACCEPT ALL THE TERMS AND CONDITIONS OF THIS LICENSE AGREEMENT.

### Software Ownership and License Grant

Xpand grants to Licensee a non-exclusive right to use and display this copy, and only this copy, of the Software. As the Licensee, you own the disks on which the program Software is recorded or fixed. Xpand shall retain full and complete title to the Software recorded on this disk and all subsequent copies of the Software, regardless of the media or form on or in which the original disks or other copies may exist, including copies which are made in violation of the terms of this license. This license shall not be considered a "sale" of the original Software.

#### Liability Disclaimer

Xpand is pleased to feature a number of Vendors and their product offerings on this CD-ROM. Each Vendor provided its own product descriptions, demonstration programs, datasheets and other information about its products. Every effort is made by Xpand to ensure the accuracy of the information provided; however, product availability, specifications and distribution details can change without notice and Xpand cannot assume any responsibility or liability for the accuracy of this information or for any indirect, incidental or consequential damages resulting from the use of this CD-ROM. Xpand recommends that you direct any questions you may have about any product to the respective Vendor or the Vendor's authorized distributors or resellers, prior to purchasing any of the featured products. The Vendor will provide the sole warranty pertaining to its products. XPAND AND XPAND'S LICENSOR(S) MAKE NO WARRANTIES, EXPRESS OR IMPLIED, INCLUDING THE IMPLIED WARRANTIES OF MERCHANTABILITY AND FITNESS FOR A PARTICULAR PURPOSE, REGARDING THE SOFTWARE. XPAND AND XPAND'S LICENSOR(S) DO NOT WARRANT, GUARANTEE OR MAKE ANY REPRESENTATIONS REGARDING THE USE OR THE RESULTS OF THE USE OF THE SOFTWARE IN TERMS OF ITS CORRECTNESS, ACCURACY, RELIABILITY, CURRENTNESS OR OTHERWISE. THE ENTIRE RISK AS TO THE RESULTS AND PERFORMANCE OF THE SOFTWARE IS ASSUMED BY YOU. THE EXCLUSION OF IMPLIED WARRANTIES IS NOT PERMITTED BY SOME JURISDICTIONS. THE ABOVE EXCLUSION MAY NOT APPLY TO YOU. IN NO EVENT WILL XPAND AND XPAND'S LICENSORS, AND THEIR DIRECTORS, OFFICERS, EMPLOYEES OR AGENTS BE LIABLE TO YOU FOR ANY CONSEQUENTIAL, INCIDENTAL OR INDIRECT DAMAGES (INCLUDING DAMAGES FOR LOSS OF BUSINESS PROFITS, BUSINESS INTERRUPTION, LOSS OF BUSINESS INFORMATION, AND THE LIKE) ARISING OUT OF THE USE OR INABILITY TO USE THE SOFTWARE EVEN IF XPAND OR XPAND'S LICENSOR(S) HAS BEEN ADVISED OF THE POSSIBILITY OF SUCH DAMAGES. BECAUSE SOME JURISDICTIONS DO NOT ALLOW THE EXCLUSION OR LIMITATION OF LIABILITY FOR CONSEQUENTIAL OR INCIDENTAL DAMAGES, THE ABOVE LIMITATIONS MAY NOT APPLY TO YOU.

#### Restrictions on Use

Licensee is invited to download demonstration programs and datasheets (using the 'Carrier Bag' mechanism provided) from the virtual exhibition booths on the CD to their computer hard disk for evaluation. However, unauthorized copying of the Software and accompanying materials, including those instances where the Software has been modified, merged, or included with other software, or of the written or printed materials is expressly forbidden. Licensee will not modify, adapt, translate, reverse engineer, decompile, disassemble or create derivative works based on the Software. Licensee is expressly forbidden from copying or distributing data from, or components of, the Product Catalog, the Product Movies or any of the Software, sound or graphic elements therein. Duplication, dissemination or reproduction of these components in any analog, digital or printed format other than on this Xpand Xpo CD is strictly prohibited and protected by copyright.

### Copyright

All the software and accompanying materials provided on this publication are copyrighted to Xpand except for the demonstration programs and product datasheets which are provided by the exhibitors and carry independent copyright notices. Licensee will read and abide by the terms of the copyright notices included on the demonstration programs provided by exhibitors.

### Trademarks

'Xpand Xpo' is a registered trademark of Xpand. All other trademarks are acknowledged as the marks of their respective owners.

### Governing Law

This License Agreement and Liability Disclaimer is governed by the laws of the United Kingdom.

All related matters should be addressed to Xpand Ltd., Box 70, Rotherham, South Yorkshire, S65 3YZ, United Kingdom.

Dear Xpand Xpo Attendee,

Welcome to our first production version of the Xpand Xpo!

When the Macintosh was introduced in 1984, finding solutions wasn't much of a problem (or was a big problem depending on how one looked at it). There were only a handful of skillfully-written applications that were all very basic and easy to use.

Today, the Macintosh platform can boast over 15,000 third-party software and hardware products. Yet, for many Macintosh customers, finding and evaluating these solutions is a difficult task.

We've developed and produced the Xpand Xpo as a tool to help Macintosh customers find and evaluate products, and as a medium for Macintosh vendors to help create awareness and demand for their products. Over time we hope it will become the standard solutions reference tool for the worldwide Macintosh user community.

Our business model is very simple. We want to distribute the Xpand Xpo on a regular worldwide basis to Macintosh customers at rates just high enough to cover our production, shipping and handling costs (see the "How to Subscribe" document here on the CD). This means that we realize our revenue almost exclusively from the Macintosh hardware and software vendors who participate on the CD.

If you like the Xpand Xpo (and we hope you will), let your favorite vendors know that you appreciate their participation on this CD and would like them to continue doing so. If you buy a product from one of the vendors who participates on this CD, please let the vendor, dealer or distributor know that you learned about the product on the Xpand Xpo. And If you have a favorite vendor that isn't participating in this edition, let them know you'd like to see them on future versions.

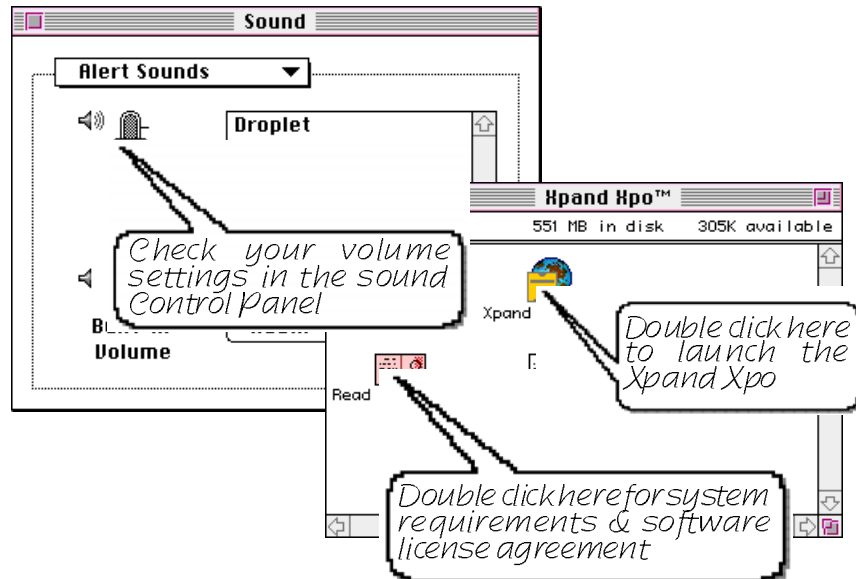
This type of vendor feedback from the Macintosh user community will help us to increase the number of vendor participants, continually improve our product and ultimately provide you with the best solutions tool we can produce.

Sincerely,

The Xpand Xpo Development Team

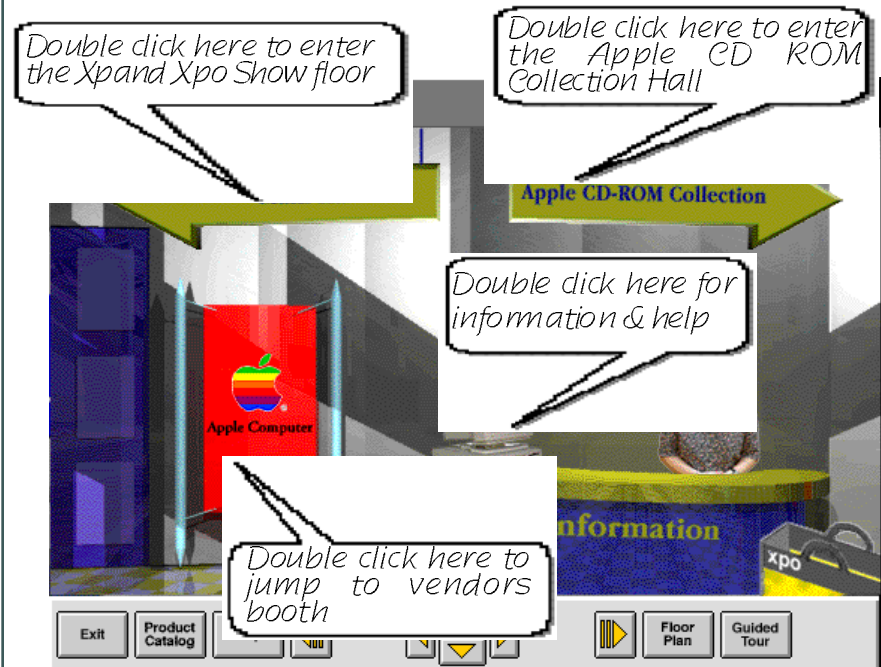
## Getting Started

# Welcome to the Xpand Xpo



• Abacus • Adobe • Aldus • Apple • Asanté • Avid

## The Xpand Xpo Lobby



• B & E • Caere • Claris • Cognition • Compose Tel •

# Navigating the Show Floor

The screenshot shows a 3D-rendered virtual show floor. At the top left, the 'xpand '96' logo is visible. The floor is a grid of various exhibitor booths. A large speech bubble in the upper center contains the instruction: 'Double click on an exhibitor's sign to jump directly to that booth'. Below this, another speech bubble points to a set of four directional arrows (up, down, left, right) and says: 'Click the up & down arrows to move forward or backwards in an aisle'. A third speech bubble points to the left and right arrows and says: 'Click to move sideways, to the adjacent booth'. A fourth speech bubble points to the up and down arrows and says: 'Click the left & right arrows to turn 90 degrees'. The background shows various booth signs, including 'Apple Computer', 'PhotoFusion', 'Microsoft', and 'xpo'.

Double click on an exhibitor's sign to jump directly to that booth

Click the up & down arrows to move forward or backwards in an aisle

Click to move sideways, to the adjacent booth

Click the left & right arrows to turn 90 degrees

• Compuserve • Dataproducts • Equilibrium • Geopoint

# Using the Floor Plan

**Floor Plan**

Abacus Concepts  
Adobe Systems  
Aldus  
Apple Computer  
Asanté  
Avid Technology  
B & E Software  
Caere Co.  
Claris  
Cognitior  
Compose  
CompuSe  
Dataprod  
Equilibria  
GeoPoint  
Global Vi  
InterCon  
Letraset  
Microsoft

407 409 411 412 410 408  
403 405 406 404  
401 402  
301 304 302  
308 306  
204 202  
100 200 206  
101 102  
103 104  
105 107 109 110 108 106

Lobby

REGI  
Sanshusha  
Sophisticated Circuits  
Specular  
SuperMac  
Symantec  
TOTO  
Tribe Computer Works  
USA Direct & SoanView  
World Software  
Yano  
Xpand 1  
Xpand 2

Products exhibited: PaintBoard Turbo,DuoMate,Horizon 24,MoviePak 2,PaintBoard Turbo XL

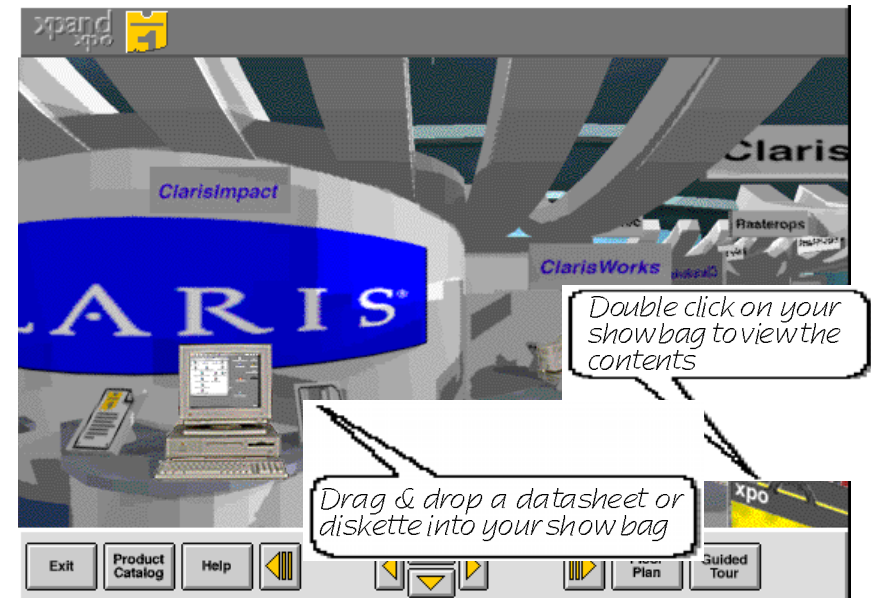
• Global Village • InterCon • Letraset • Microsoft •

## Viewing Product Movies & Datasheets



• Nisus • P T S • Prograph • RasterOps • Regi

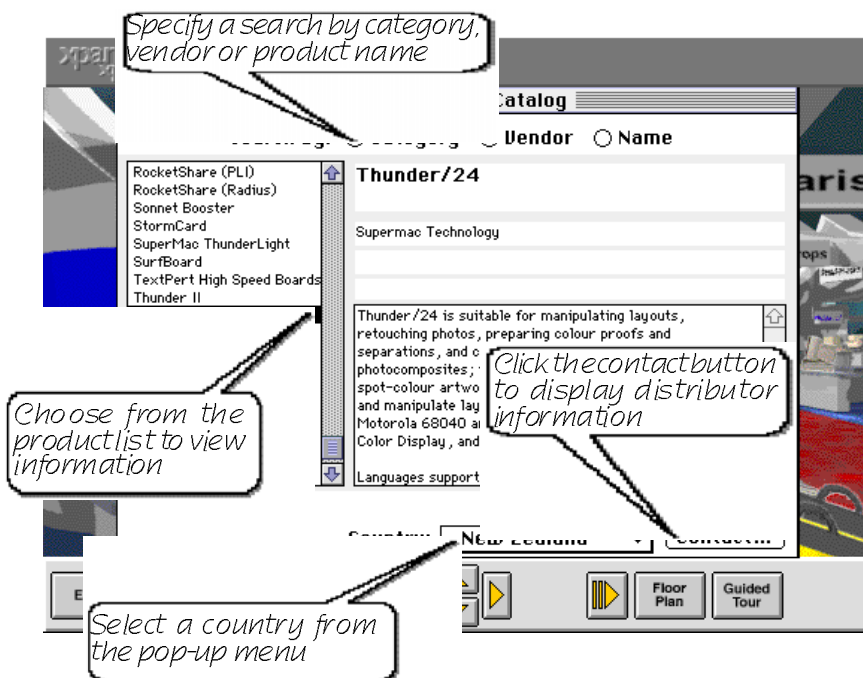
## Visiting an Xpand Xpo Booth



• Sanshusha • ScanView • Specular • SuperMac •

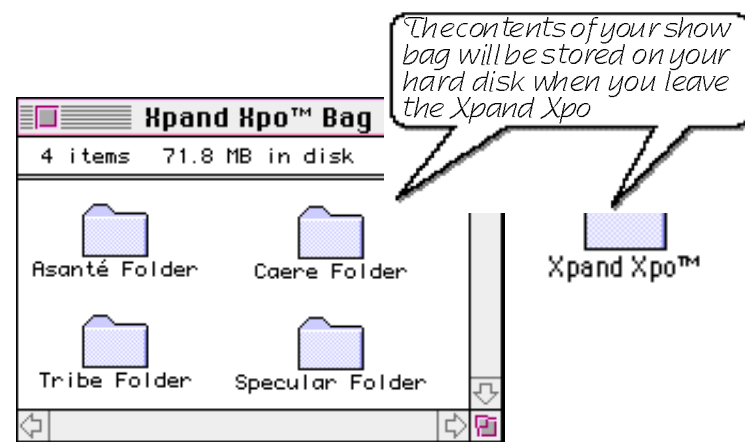


## Using the Product Catalog



• Sophisticated Circuits • Symantec • Time Warner Interactive

## Leaving the Xpand Xpo



Xpand  
P O Box 28899  
San Jose CA 95159  
USA  
Fax: (1) 408 280 1313  
Internet: xpand@netcom.com

• TOTO • Tribe • Yano • Xpand • and many more....

## Xpand Xpo Main Hall

### **Abacus**

StatView

### **Adobe**

Adobe Illustrator 5.5

Adobe Photoshop

Adobe Premiere 4.0

### **Aldus**

Aldus FreeHand 4.0

Aldus PageMaker 5.0

Aldus Persuasion 3.0

The Aldus Range

### **Apple**

Apple MultiMedia Program

### **Apple**

Apple Personal Diagnostics

At Ease 2.0

At Ease for Workgroups 2.0

HyperCard

Language Kits

Macintosh PC Exchange

Media Tool

PhotoFlash

### **Asanté**

Network Adapters

Network Hubs

### **Avid**

Media Suite Pro

VideoShop

### **B & E**

Ragtime

### **Caere**

OmniPage

OmniScan

### **Claris**

ClarisImpact

ClarisWorks

FileMaker Pro

MacWrite Pro

### **Cognition Technology**

Smarts Family

### **Compose Tel**

Note It

Rival

Souvenir

### **CompuServe**

Compuserve

### **Dataproducts**

Color Printers

LZR Printers

Typhoon Printers

V P T

### **Equilibrium**

DeBabelizer

### **GeoPoint**

BaseMap

### **Global Village**

Network Products

Personal Fax Modems

### **InterCon Systems**

TCP/Connect II & WorldLink

### **Letraset**

Letraset Digital

LetraStudio

Phototone

### **Microsoft**

Creative Writer

Encarta

Fine Artist

Microsoft Excel

Microsoft FoxPro

Microsoft Office

Microsoft PowerPoint

Microsoft Project

Microsoft Word

Microsoft Works

### **MS Language Systems**

Your Language Trainer

### **Nisus**

Nisus

### **PAMS**

Pools of Reflection

### **Personal Training Systems**

Interactive Tutorials

### **Prograph**

Prograph CPX

### **Raster-Ops**

DuoMate

Horizon 24

MoviePak 2

PaintBoard Turbo

PaintBoard Turbo XL

### **REGI**

regi

### **Sanshusha**

Nihongaware

### **ScanView**

DotMate 5000P

ScanMate 5000

### **Sophisticated Circuit**

Powerful Peripherals

### **Specular**

Collage

Infini-D

LogoMotion

TextureScape

### **SuperMac**

Displays & PressView

Thunder II GX

### **Symantec**

ACT!

Norton Utilities

SAM

SuperDoubler

Symantec C++

### **TOTO**

Textures Collection

### **Tribe Computer Works**

TribeStar Hub

### **World Software**

WorldWrite

### **Yano**

Cosmology of Kyoto

## Apple CD ROM Collection Hall

**BigTop Productions**

Hello Kitty Big Fun Piano

**Creative Multimedia**

Dinosaur Safari

**Discis Knowledge Research**

The Tale of Peter Rabbit

**Electronic Arts**

Eagle Eye Mysteries

**Fairfield Language Technologies**

The Rosetta Stone Spectrum

**FeatherOut**

World GolfTour

**IVI Publishing**

Mayo Clinic Family Health Book

**LucasArts Entertainment**

Indiana Jones and the Fate of Atlantis

**Modern Media Adventures**

Gus Goes to Cybertown

**Opcode Systems**

The Musical World of Professor Piccolo

**Oracion**

Peter and the Wolf

**Personal Training Systems**

Personal Training for MacPAK on CD-ROM

**Sanctuary Woods**

Dennis Miller That's Geek to Me

Hawaii High: Mystery of the Tiki

Journeyman Project

The Cyberplasm Formula

**Sony Imagesoft**

Dark Seed

**StarPress Multimedia**

Sports Illustrated '94 Multimedia Sports Almanac

**T/Maker**

Stradwackius, The Counting Concert

Four Footed Friends

**Time Warner Interactive**

The View from Earth

How Computers Work

**Visual Arts / Pixel Group**

Follow that Sleigh!

**Wilson Learning**

Keep Your Cool Personal Development

Liebe Kunden,

auf dieser CD-ROM finden Sie zwei Ordner mit Informationen, Demo-Programmen und Produkt-Movies von Anbietern aus Deutschland und den USA.

Im „Xpand“-Ordner schlendern Sie über eine virtuelle Computer-Messe und erhalten einen sehr guten Überblick über den amerikanischen Markt.

Im Ordner „German Ads“ informieren zahlreiche deutsche Anbieter über herausragende Produkte rund um den Macintosh.

Wir wünschen Ihnen viel Spaß beim Stöbern.

Ihre Teams von

ACI  
ComputerWorks  
Delius, Klasing  
digital world  
format Verlag  
LiNiE 4  
Xpand (USA)