

# Rise of the Dragon

---

## Macintosh Quick Reference Card

---

Macintosh version by:  
Ryan Hinke & Carla Wenzlaff

## KEYBOARD

### LOOK

Press  
Return

### OPERATE

Press  
Spacebar

### PICK UP/DROP

Press  
Spacebar

### MAIN INVENTORY



+

Press  
Return

### QUICK INVENTORY



+

Press  
Spacebar

or keypad **5**

### USING WEAPONS



+

Press  
Option

=



Aim



+

Press  
Spacebar

=



Fire

## MOUSE

### LOOK

Press  
Shift

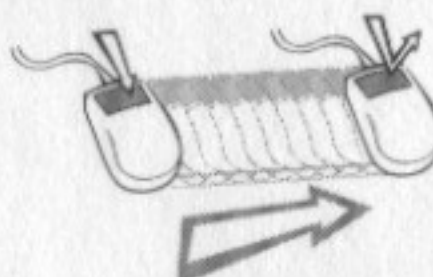
+



### OPERATE



### MOVE



### MAIN INVENTORY



+

Press  
Shift

+



### QUICK INVENTORY



+



### USING WEAPONS



+

Press  
Option

=



Aim



+

Press  
Option



=




Fire

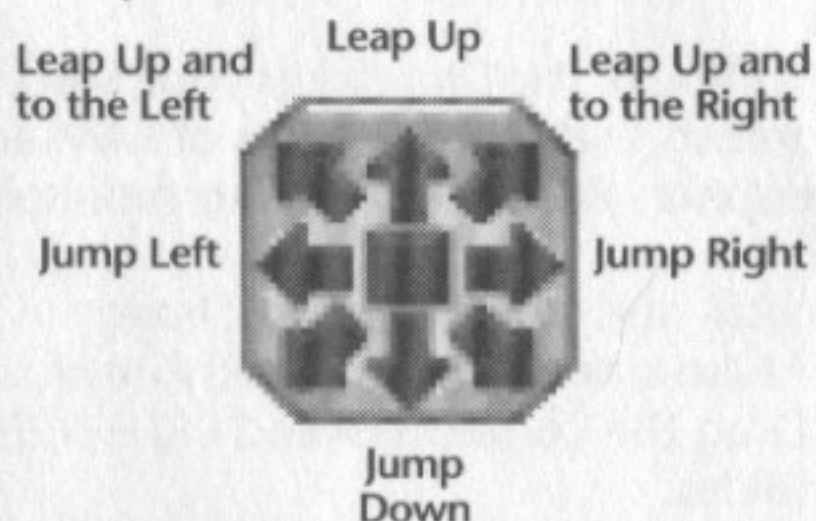


# ARCADE CONTROLS


## WALKING



## JUMPING AND LEAPING



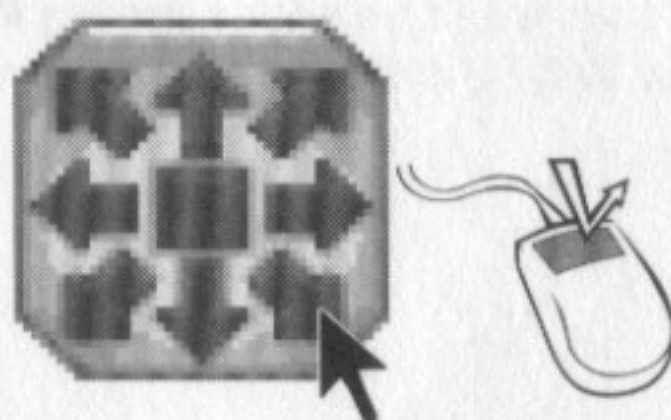
## Numeric Pad & Keyboard Controls



- Jump = *Return or Enter*
- Shoot/Combat = *Spacebar or Keypad 5*

## Mouse Controls

Move the mouse pointer over the arrow that represents the direction you want Blade to move and click the mouse button.



## KEYBOARD HOT KEYS

ESC or click at top of screen ..... Menu  
 Command-R ..... Restart  
 Command-Q ..... Quit  
 Command-P ..... Pause Game  
 Command-S ..... Save Game

NOTE: During character interaction and non-interactive story sequences, clicking the **Mouse Button**, pressing **Spacebar** or **Return** will advance to the next dialogue box or story screen.

# REQUIREMENTS & INSTALLATION

To run *Rise of the Dragon* on your Macintosh computer, you'll need a color Macintosh with 2 megabytes of RAM and at least 9 megabytes of available hard drive space. Be sure to set your monitor to 256 color mode.

To install and play *Rise of the Dragon*:

1. Make a new folder named *Rise of the Dragon*.
2. Drag the contents of each *Rise of the Dragon* disk into the *Rise of the Dragon* folder.
3. Double-click the *Rise of the Dragon* program icon.

# TROUBLESHOOTING NOTES

1. Some screen savers and INITs are not compatible with *Rise of the Dragon* and may need to be disabled before running the program.
2. A large RAM cache may interfere with running *Rise of the Dragon*. You may want to disable your RAM cache or set it to a smaller size (128k).

If you have a problem that is not addressed on this list, please call or write our Customer Support Line at:

Dynamix/Sierra Customer Support  
P.O. Box 485, Coarsegold, CA 93614  
(209) 683-8989.  
8 A.M. TO 5 P.M. (PT) Monday through Friday