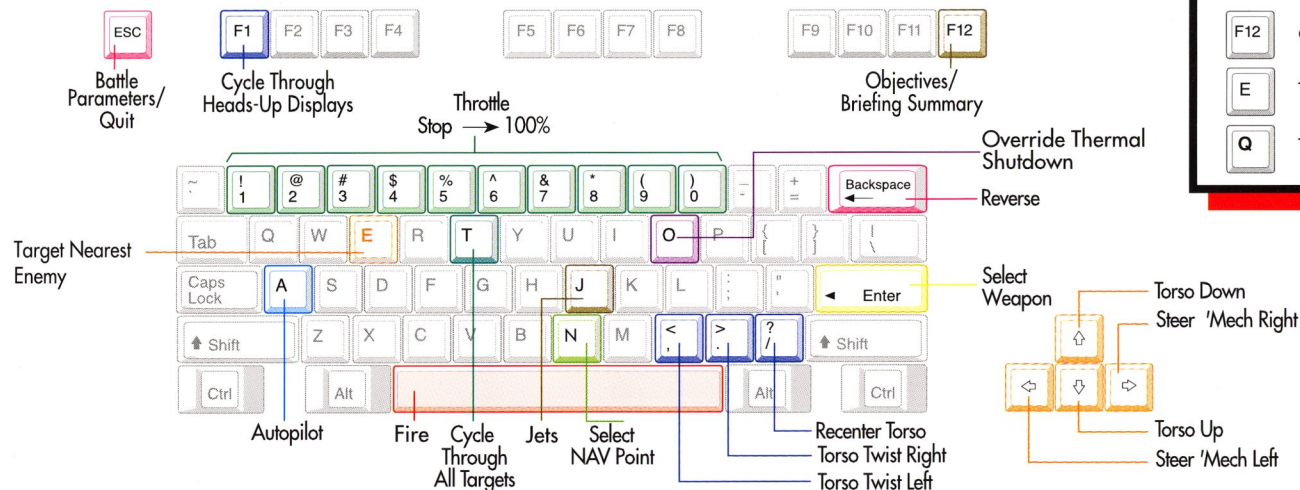


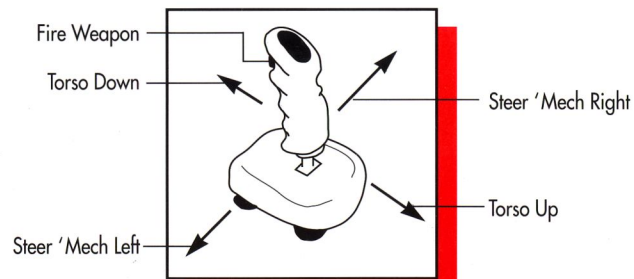
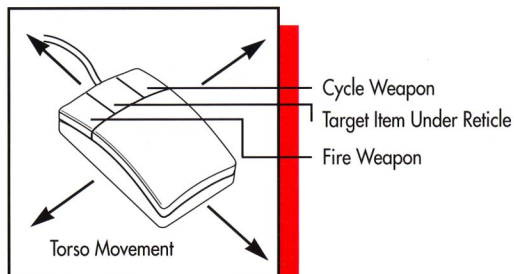
# MECHWARRIOR 2

## NOVICE PILOTING CONTROLS

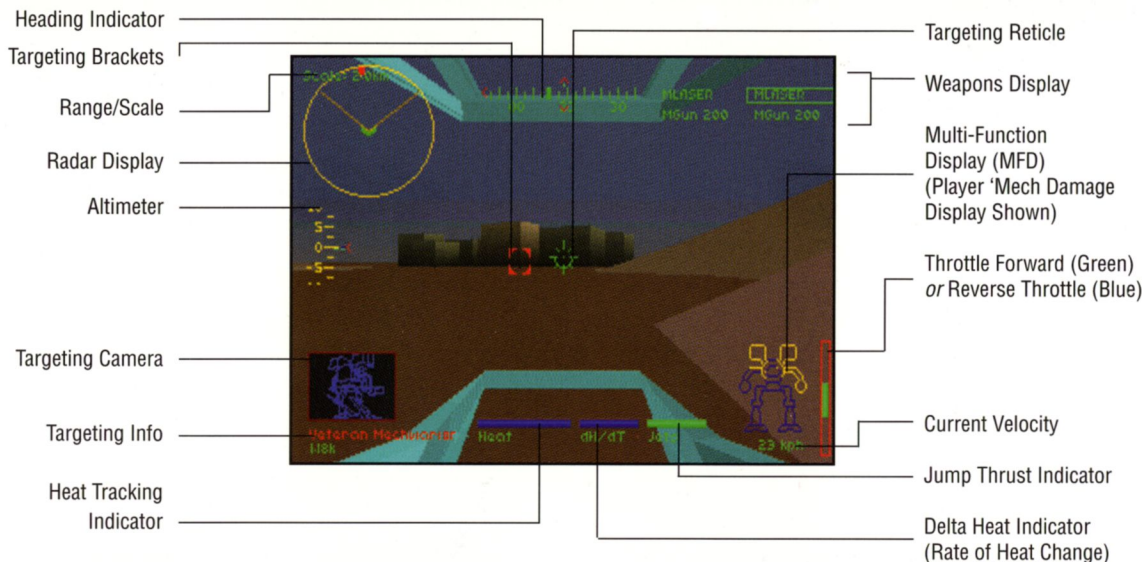


### IMPORTANT!

- J** Use jump jets in battle.
- O** Override Thermal Shutdown to avoid being automatically shutdown. Use carefully.
- F12** Check mission status.
- E** Target nearest enemy.
- Q** Target object under reticle.



# COCKPIT CONTROL REFERENCE



## WEAPONS

Fire	SPACEBAR
Select Weapon/Group	ENTER
Chain-Fire/Group-Fire Toggle	\
Add Weapon to Group 1, 2, 3	SHIFT + 1, 2, 3
Fire Group 1, 2, 3	Num Lock, /, * (Keypad)
Fire Current Group	;
Jettison Ammunition	K

## TARGETING

Cycle Through All Targets	T
Previous Target	R
Target Nearest Enemy	E
Target Friendly (Starmate)	F
Target Object Underneath Reticle	Q
Inspect Targeted Object	I
Targeting OFF	CTRL + T

## HUD SYSTEMS

Cycle Through Multi-Function Display	F1
<b>Displays</b>	
Radar Display (Normal/Full Screen/OFF)	F2
Wire-Frame Damage Display	F5
HTAL (Head/Torso/Arms/ Legs)	
Armor Damage Report	F6
Enable/Disable HUD	F11
Systems Status	U
Objectives/Briefing Summary	F12

## Cameras

Target View	F4
Rear View	F7
Down View	F8
Weapon View	F9
Weapon View (Full Screen, After Launch)	F10

## 'MECH PILOTING

Direct Throttle (Stop to 100%)	1 to 0
Increase/Decrease Throttle	+/-
Steer Left and Right	← →
Reverse Direction	BACKSPACE
Torso Twist	< and >
Recenter Torso	/
Recenter Legs to Torso	M
Jump Jet (on applicable 'Mechs)	J
Jump Jet Steering and Turning	6-Key "Home" Keypad
Select NAV Point	N
Autopilot ON/OFF	A
MASC ON/OFF	V
Manual Shutdown/Restart	S
Override Automatic Thermal Shutdown	O
Pilot Ejection	CTRL + ALT + E
Auto-Ejection ON/OFF	CTRL + E
Self-Destruct	CTRL + ALT + X

## PILOT VIEW CONTROLS

Zoom In	Z
Zoom Out	SHIFT + Z
Reset Zoom Magnification	CTRL + Z
Glance Left, Right	Keypad 7, 9
Pilot Eye Control	CTRL + ARROWS
Low-Light Amplification ON/OFF	L
Enhanced Imaging ON/OFF	W
Satellite Uplink ON/OFF	F3
Radar/Satellite Uplink Zoom In	X
Radar/Satellite Uplink Zoom Out	SHIFT + X
External Tracking Camera (XTC) ON/OFF	C
External Camera Controls	CTRL + ARROWS

## NON-GAME CONTROLS

Options/Battle Parameters	ESC
Snap a Screenshot	CTRL + P
Abort/Exit Mission	CTRL + Q

## NETMECH SPECIFIC

General Chat	CTRL + F1 or B
Individual Chat	CTRL + F2, F3, etc.

## MECHWARRIOR 2 SPECIFIC

Commanding Starmates	CTRL + F1 or B
Command Point 1, 2	CTRL + F2, F3
Pause	ALT + P/PAUSE