


VideoWorks™ II

Animated Presentations for the Office, School or Home



"Anyone with a Macintosh will be fascinated with VideoWorks"

The most Innovative product of the year, 1985.

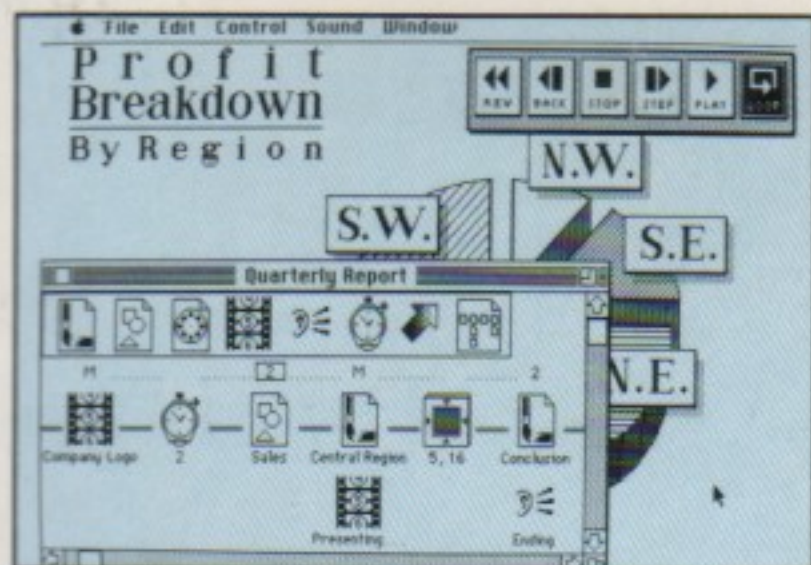
"The best computer program I ever used!" Frank Thomas, Disney animator

"VideoWorks II is the best of the bunch"

Alan Kay, Apple fellow

MacWorld

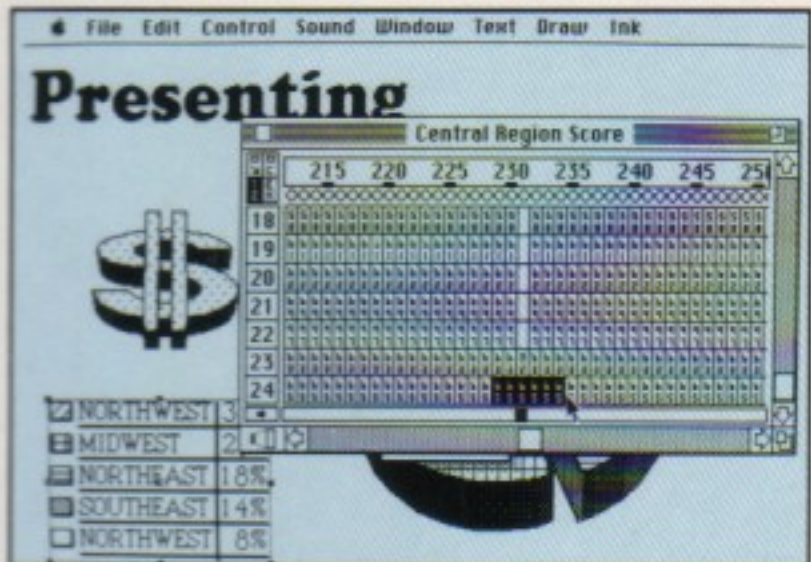
MacUser



Create slide shows that contain animation, sound and MacPaint or PICT documents.



VideoWorks II comes with a full paint program, a text editor and lots of artwork and animations.



The VideoWorks II score is used for controlling and editing animation, as well as sound or music cues and a variety of wipes and dissolves.

VideoWorks II includes:

- A slide show creator which can include animation or sound along with MacPaint or MacDraw documents.
- Color capability, with up to 256 colors on the Macintosh II for stunning presentations and animations.
- A complete paint program, including an Airbrush and Click Art EFX™, (which allows rotation, perspective, distortion and skewing).
- Art Grabber+, a desk accessory that lets you import and use MacPaint artwork without leaving VideoWorks II.
- A graphic notational Score that allows you to edit up to 24 pieces of artwork on the screen at one time. Sound, tempo changes and transition effects can be added to the score with the click of a mouse.
- Two disks full of clip animation, tutorials, completed movies and artwork that's ready to be animated. Plus a Training Disk that guides you through all the basic features of VideoWorks II.

VideoWorks II uses:

- Animated business presentations.
- Rolling in-store promotions & point-of-purchase displays.
- Multi-media storyboards for professional productions.
- Instructional & educational animations for classroom use.
- Animated cartoons, music videos-a tool for the creative artist.
- Video animations for cable or industrial video.

You don't have to be an artist to use VideoWorks II

No need to create your own drawings! VideoWorks II comes with an abundance of artwork, clip animation and completed movies. Just copy the artwork or animation from the disks supplied with the program.



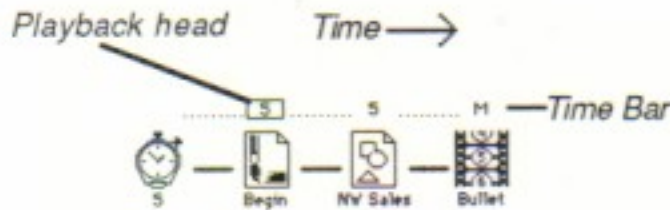
VideoWorks II is for the Macintosh 512, 512e, Mac Plus, SE and Macintosh II.

Distributed by Brøderbund Software

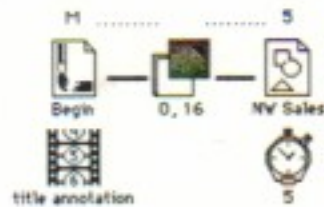
VideoWorks II ©1987 MacroMind® Inc.
Macintosh and MacPaint are trademarks of Apple Computer.

VideoWorks II

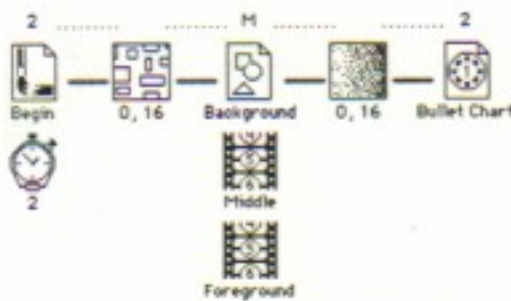
Overview Reference Icons, Typical Sequences and Shortcuts



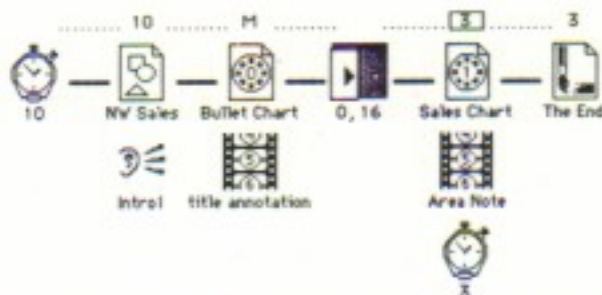
A simple Overview sequence of a MacPaint, PICT, and VideoWorks II document.



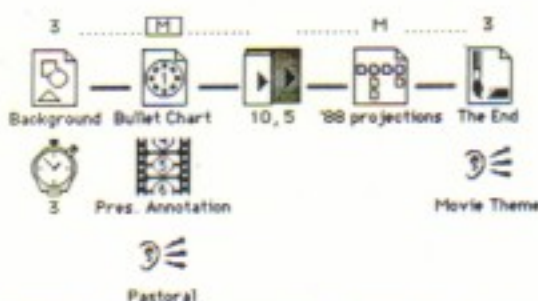
A VideoWorks II document plays in front of a MacPaint document. The column uses the time of the Movie ('M'). A reveal transition into a PICT, (with it's own timer) then occurs



Timers can be placed in any row. More than one VideoWorks II document can play at the same time.



Sound icons can be used to accentuate slides, and VideoWorks II documents can be used add titles, captions or moving arrows.



You can insert pre-existing Overview documents into a presentation.

Organization: Overview Documents are played left to right. Documents are arranged in columns and rows. Everything in a given column is played at the same time. The Playback Head shows what column is currently being displayed. While Movies, Transitions and Timers can appear anywhere, PICT, GLUE or MacPaint documents can only occur in the top row.

The row determines the priority of a document. Documents in the second row appear in front of documents in the first row.

Window Management: Holding down the Shift key while selecting the Play command will clear the screen and start the presentation. You can open and close the Overview window by choosing command-3.

Get Info: Each icon has a Get Info window. Use it for setting the position of any slide or movie, the special timing or repeat options of a movie, and the page number of a GLUE document.

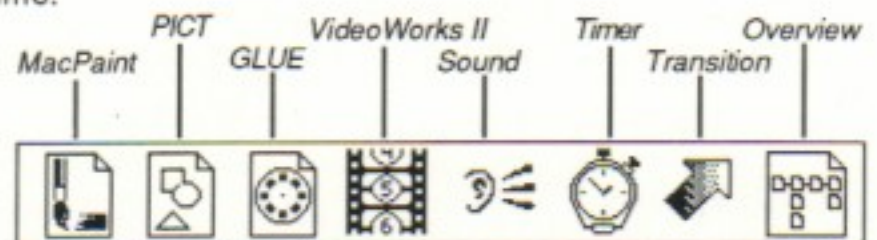
Shortcuts:

Click on Stage	= Step to next column
Double-click Icon	= Get Info
Shift-Play	= Play to full screen
Shift-Step	= Repeat current column
Click on Playback Head	= Displays that column
Command-Click	= Select whole column

Timers: A timer sets the number of seconds that all columns after it will play (until the next Timer is encountered). The time that a given column will play is shown above it in the Time Bar.

VideoWorks II movies usually have their own time information and do not obey timers. This is indicated by the "M" above their columns. VideoWorks II movies can, however, be adjusted to obey the current timer by using Get Info.

Transitions: A transition can be placed between any two document types. The two numbers below a transition indicate the Delay before starting each chunk and the Chunk Size. Increasing either of these values (using the Get Info command) lengthens the transition time.

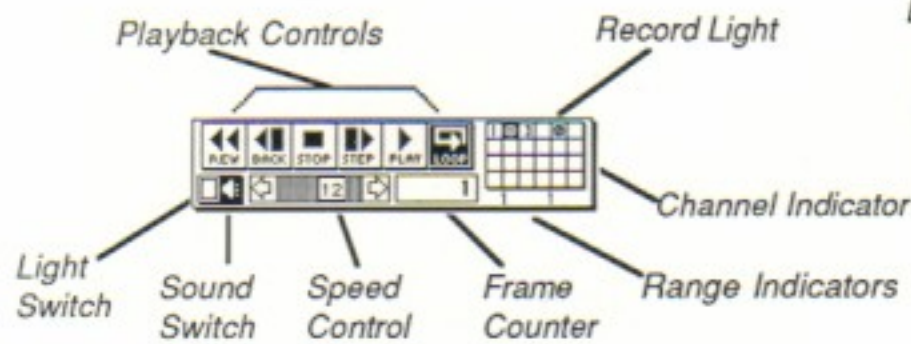


Drag Panel by clicking in gray area

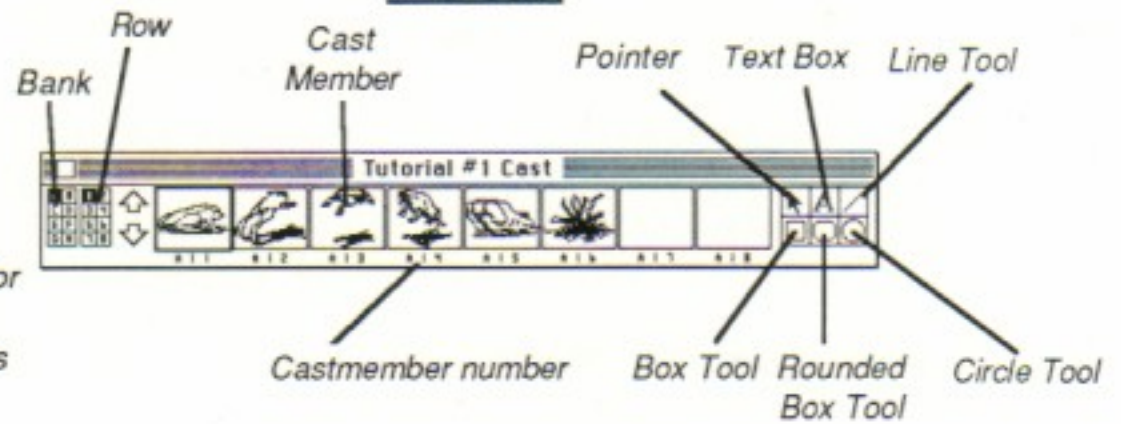
VideoWorks II: VideoWorks Reference

Panel, Score, Paint and Cast Windows

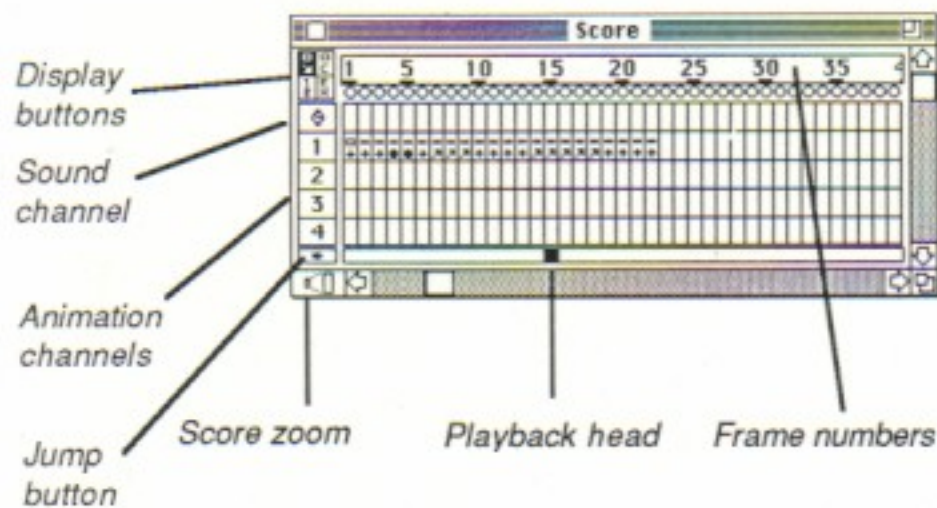
The Panel



The Cast



The Score



Score Display Buttons



Direction Indicator Button

Top portion of display shows castmember change:

- ☐ New castmember introduced
- ☐ Castmember unchanged from previous frame

Bottom portion of display shows direction moved from last frame:

- ☐ Right
- ☐ Up and to the right
- ☐ Stop
- ☐ Up
- ☐ Up and to the left
- ☐ Left
- ☐ Down and to the left
- ☐ Down
- ☐ Down and to the right



Ink Setting Button

Letter indicates what the Ink setting is:

- ☐ C Copy
- ☐ Not Copy
- ☐ Matte
- ☐ Or
- ☐ Not Or
- ☐ Mask
- ☐ Xor
- ☐ Not Xor
- ☐ No Erase
- ☐ Bic
- ☐ Not Bic

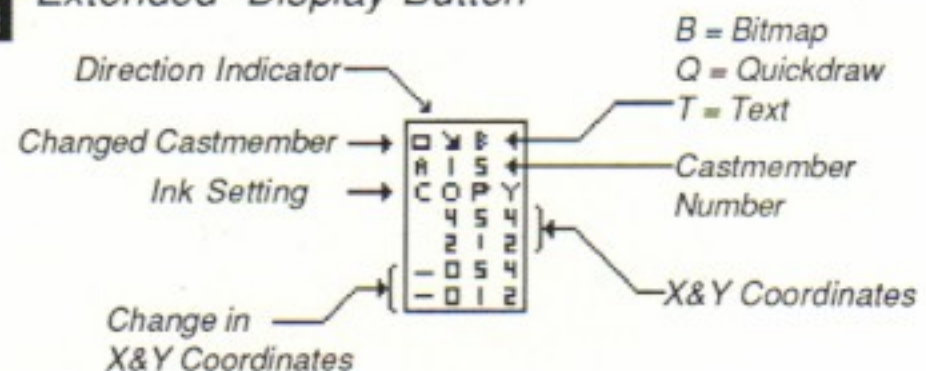


Castmember number Button

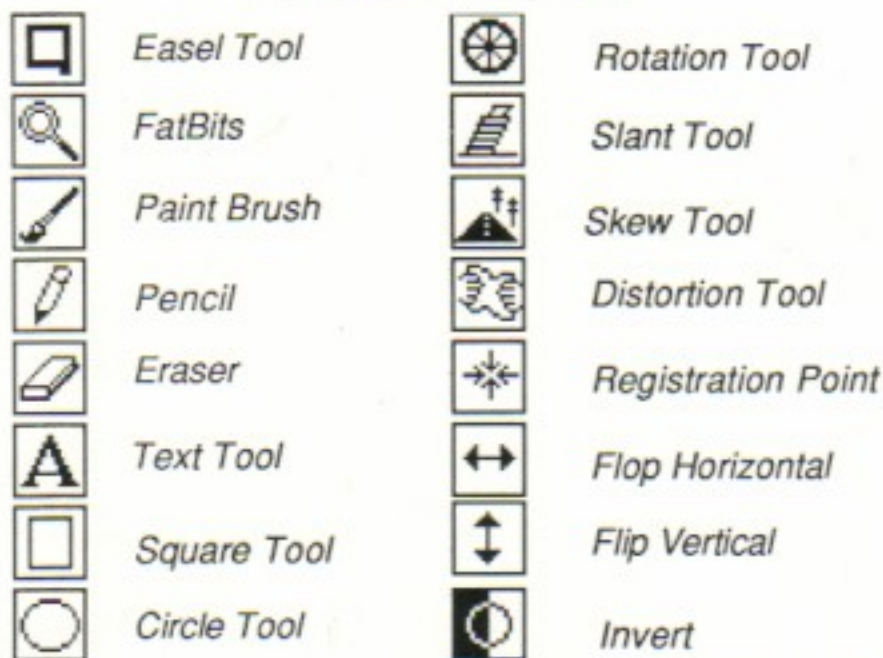
The top number is the cast row # and the bottom number the position in that row.



Extended Display Button



The Paint Window



Selected Bank in Cast



VideoWorks II

System, Program & Tutorials

Unauthorized reproduction of VideoWorks™ II
may be a criminal offense under federal or state laws.

Copyright 1985, 1987 MacroMind®, Inc.
All rights reserved worldwide.



VideoWorks II

Guided Tour

Unauthorized reproduction of VideoWorks™ II
may be a criminal offense under federal or state laws.

Copyright 1985, 1987 MacroMind®, Inc.
All rights reserved worldwide.



VideoWorks II

Clip Animation, Artwork & Movies

Unauthorized reproduction of VideoWorks™ II
may be a criminal offense under federal or state laws.

Copyright 1985, 1987 MacroMind®, Inc.
All rights reserved worldwide.

